

Master

financial modelling,
data visualisation
& analytics




Full
Stack
Modeller




Welcome to Full Stack Modeller

12 Months
7 Instructors
1 Global Community



Learn

We've gathered the world's best instructors in financial modelling, data visualisation and analytics.



Create

Regular case studies and challenges help you put your learning into practice.



Connect

Join a vibrant community of finance professionals who are ready to support you to do your best work.



Giles Male
teaches
Excel Mastery



Toby Tucker
teaches
Financial Modelling



Courtney Bewes
Full Stack
Community Support



Jordan Goldmeier
teaches
Data Visualisation & Analytics



Tatiana Ufimtceva
teaches
Keyboard Shortcuts



Kenny Whitelaw-Jones
teaches
Financial Modelling



Myles Arnott
teaches
Technology for Finance



Tea Kuseva
Full Stack
Community Manager



Iain Morrow
teaches
Openbox



**I cannot tell you
the change this has
made to the work
that I am producing
for clients and the
value it's adding.**

Sharon, UK



Learn

We'll teach you the skills you wish you'd had at the start of your career.

Full Stack modeller is the complete training course in financial modelling, data visualisation & analytics.



Create

We'll show you how
to inspire with data

Gaining knowledge and improving skills are not the same thing. Full Stack is a 12 month programme because mastery takes time. Regular case studies and challenges give you the opportunity to do the one thing that really matters: practice.



Connect

Excel geeks:
you're not alone

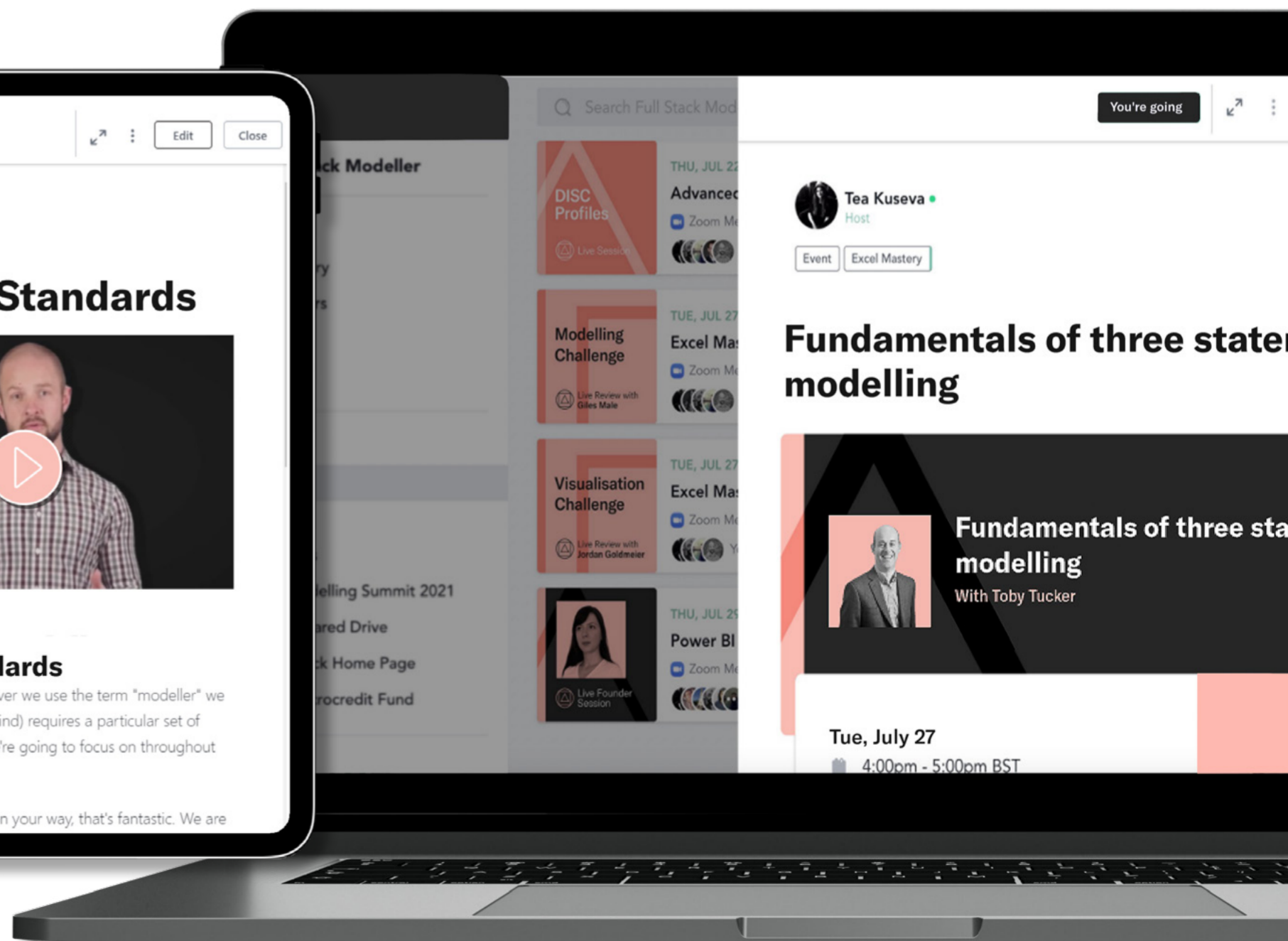
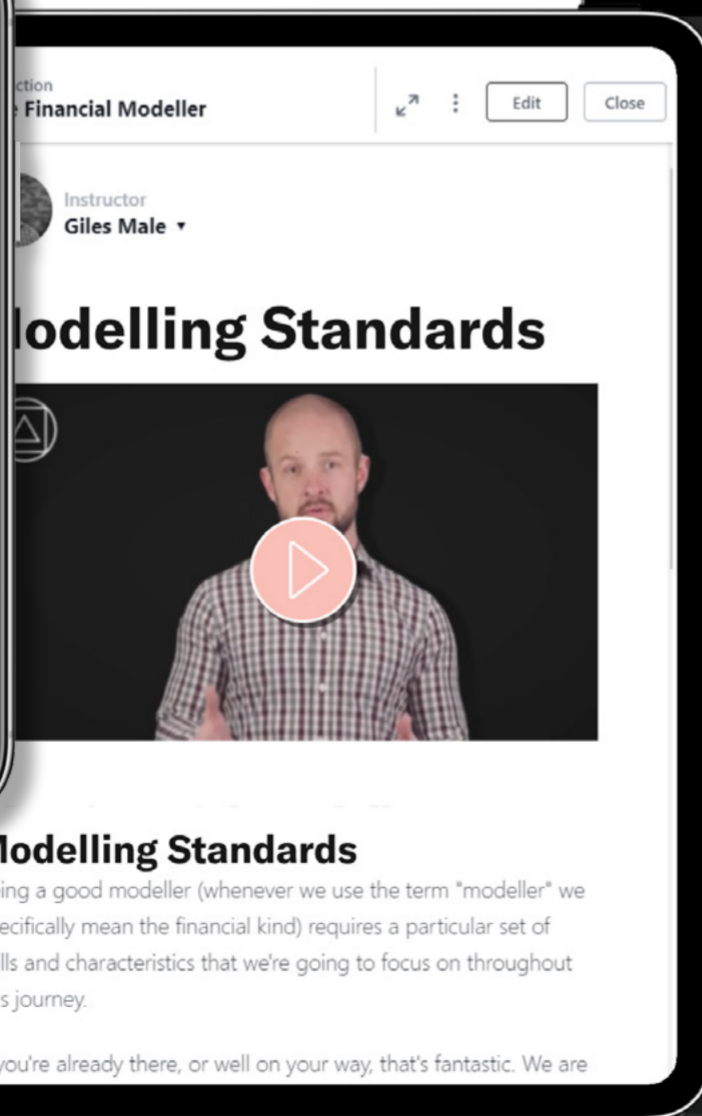
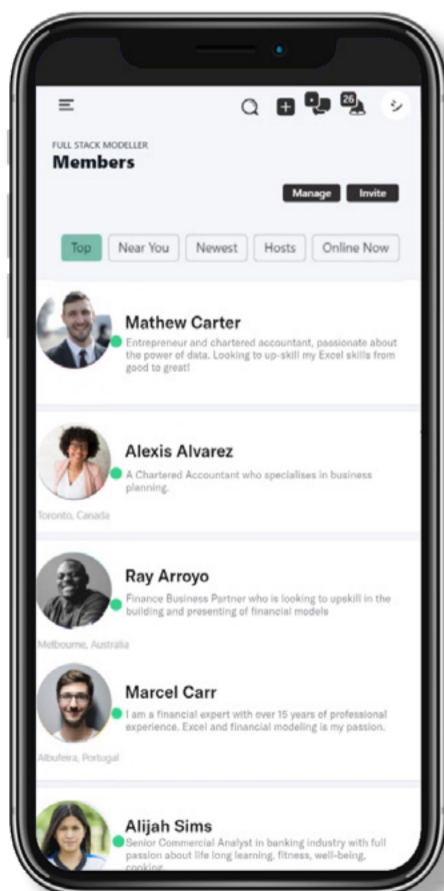
Full Stack is not just a training course.
It's a community of practice; an active group
of financial professionals who are ready to
support each other to do their best work.



Learn, Create, Connect on-the-go

Access anywhere, anytime.

Hundreds of self-paced tutorials. Live events.
Community chat. Responsive support.
All delivered in our purpose built app.
Available on web, iOS and Android.





What You'll Learn with Full Stack

Our promise is to transform your modelling skill set.

Excel Mastery

This first step on the Full Stack journey builds a solid base of foundational Excel skills.

From core function knowledge and confident use of Excel Tables and Pivot Tables, to a truly unique way to develop your shortcut and navigation skill mastery. We introduce the major modelling standards, setting you up for more advanced modelling exercises to come further on in your journey.

Advanced Financial Modelling

In Level Two we teach you to be a truly effective and efficient modeller.

We cover the fundamentals of three statement modelling, valuations, scenarios & sensitivities, and more. You'll come away from this level with the skills required to pass FMI's AFM exam should you choose to take it.

Data Visualisation & Analytics

In Level Three we teach you how to analyse data and communicate your insights effectively.

In this final level of our Full Stack accreditation journey we show you how to use Power BI to analyse data, and we help you understand how best to share your insights with others. These are skills that are rare to find, even amongst very talented and experienced modellers.

The Tech Stack

In the Tech Stack we focus on all the great things technology has to offer.

We explore the best tools on the market through interviews and live demos. We'll get you up to date with technology and keep you there.



LEVEL 1

Excel Mastery

Excel is your toolbox. Master it.

Core Modelling Functions

- Learn the most important functions for financial modelling
- Worked examples and exercises to put your skills to the test
- Supporting guides and videos

Shortcut and Navigation Skills

- Learn core navigation and operational keyboard shortcuts
- Innovative gamification of learning with keySkillset
- We aim to make you almost forget your mouse exists

Excel Tables

- Set up and fundamental uses of Excel Tables
- Structured referencing
- Data enrichment
- Maximising the benefits of Excel Tables

Pivot Tables and Charts

- Set up and fundamental uses of Pivot Tables and Charts
- Slicers and Timelines
- Building an interactive report

Power Query

- Understanding the basics
- Managing data from various sources
- Manipulating and enriching your data
- Practical application for finance professionals

Modelling Standards

- The need for standardisation
- ICAEW 20 Principles of Good Spreadsheet Practice
- ICAEW Financial Modelling Code
- SMART Guidelines
- Best Practice Modelling Standard (BPM)
- The FAST Standard

Fundamentals of The FAST Standard

- Why FAST?
- Workbook, Worksheet, Line Item Principles
- The Calculation Block
- Case Studies

Actuals + Forecast Modelling

- The basics
- Using flags
- Dates & drop down lists
- Automation & Power Query

Case Studies: Sarah's Bakery

- Help Sarah from her starting point on the market stall to her first shop with your modelling insights





LEVEL 2

Advanced Financial Modelling

Comprehensive Three Statement Modelling

Introduction

- Keyboard shortcuts for modelling
- Advanced productivity and review tools
- Modelling on a mac

Core Modelling Skills

- What makes models hard to read?
- Understanding model structure
- Core model build skills
- Using placeholders
- How to model balances
- Advanced Financial Modeler (AFM) exam preparation for FMI

Core Model Components and Structure

- Setting up your financial statements
- The 5 types of timing flags
- Revenue and operating costs
- Non current assets and depreciation
- Intro to equity and debt financing, and to tax

Advanced Modelling Topics

- Revolving credit facility
- Debt sizing
- Working capital
- Debt repayment profiles
- Modelling actuals
- Analysing actuals vs budget and forecast

Skills Development Case Studies

- Business expansion
- Refinancing
- Acquisition

Presentation and Data Visualisation

- Designing for effective communication
- Effective table and graph design
- Displaying many variables at once
- Telling stories with numbers
- Practice visualisation case studies

Valuations Modelling

- Introduction to valuations modelling
- The fundamentals of valuations
- What does a good valuations model look like
- The business case, and common challenges faced when valuing a business
- Overcoming common risks and modelling challenges





LEVEL 3

Data Visualisation & Analytics

Present & Influence

Data Visualisation

Introduction to data visualisation

- Data visualisation principles
- Data graphics and info graphics
- Design guidelines for Tables and Charts
- Enabling the Developer tab and Camera tool

Applied data visualisation in Excel

- Sparklines explained
- Implementing heatmaps
- Visualising KPIs: Chart 1
- Visualising KPIs: Chart 2
- Visualising KPIs: Chart 3
- Infographics in Excel

Interactive Data and Decision Support in Excel

- Implementing the Checkbox dashboard
- Implementing the Tornado Drilldown dashboard

Case Studies

- Case Study 1: A powerful analysis of alternatives using only form controls and formulas
- Case Study 2: Pivot Table dashboard
- Case Study 3: Manage projects with this dashboard using VBA, rollovers, and data visualisation

Power BI & DAX

Introduction

- What is Power BI?
- Connecting to data sets
- Using Power Query in Power BI
- Adding visuals

Retail Database Case Study

- Problem description
- Files, data and guide
- Using Power Query to gather the data
- Connecting data sets and filter context

Visuals

- Map visual explained
- Table visual explained
- Matrix visual explained
- Treemap visual explained
- Bar & column chart visuals explained
- Lin & area chart visuals explained
- Cards & multirow cards explained
- Slicers explained
- Drilldowns explained

DAX

- Introduction to DAX
- Calculated columns
- Implied vs explicit measures
- Time intelligence
- Parameters





ADDITIONAL TOOLS

The Tech Stack

Disruption is here. Embrace it.

Keep up to speed with the latest tools on the market. Interviews, demos, live events & special guest trainers. Extended free trials for Full Stack Members.*

Modular Spreadsheet Design

- Three-way models built in minutes
- Reduce the time and effort taken to build a model from scratch, allowing you to focus on the areas where you can really add value

Financial Modelling Tools

- We take a look at the alternatives for Financial Modelling outside of a spreadsheet
- Work through case studies in Excel and the tools to really bring it to life

Budgeting and Forecasting

- The marketplace for budgeting and forecasting software is booming
- See what is on offer and choose the right tools for your business

Reporting

- Automated reporting plugged directly into your systems

Excel Innovation

- Excel continues to innovate. LAMBDA and Dynamic Arrays are two recent additions.
- We keep you up to date with changes as they happen.

Model Review

- Stand alone software and Excel add-ins to help you review your models
- Review your model structure and formulas
- Identify and validate inputs

Process Automation

- Streamline repeated tasks and improve your team's efficiency
- Don't be left behind in this rapidly evolving and innovative space

Lo-Code / No-Code


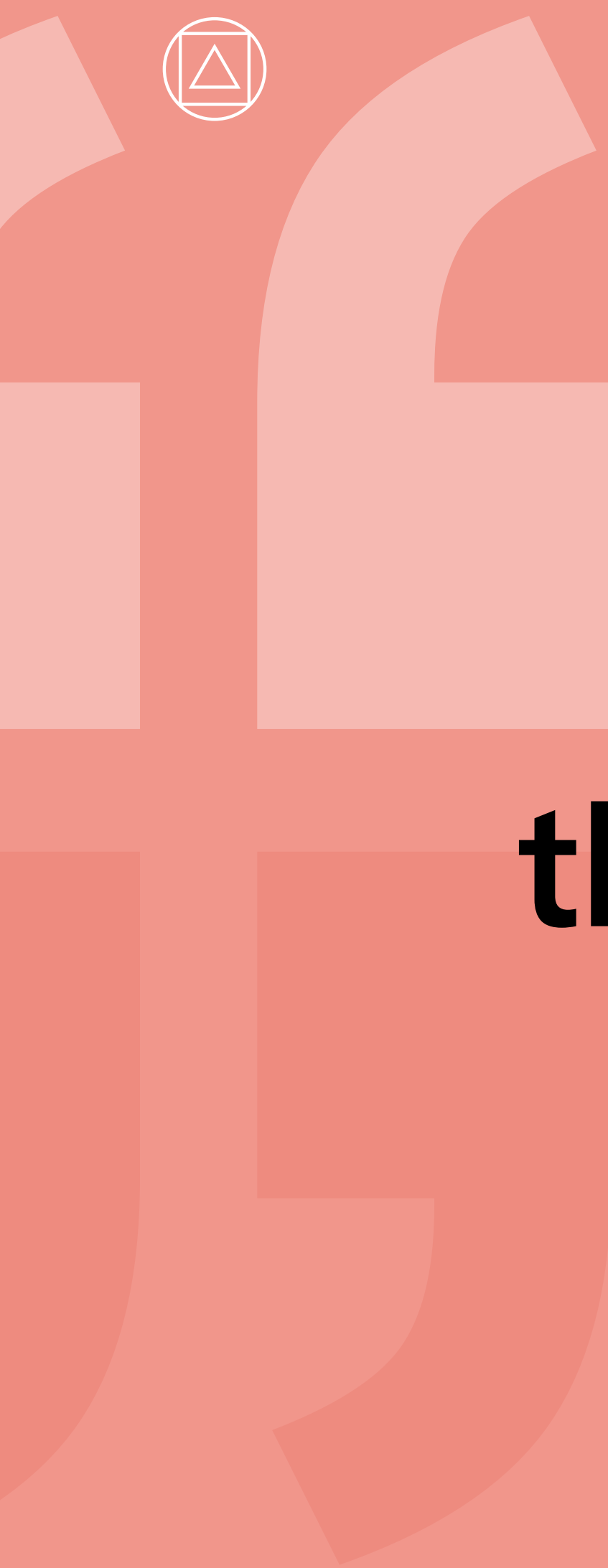
- Build custom software without needing developers
- Create apps powered by your data in no time

Cloud Accounting: Excel Add-ins

- Xero and QBO have changed accounting with cloud integration
- How do we leverage all that the cloud has to offer?



*Extended free trials available on certain applications and applicable at the time of publication.



**I got out
so much more
than I expected
going in.**

Luc, Switzerland



Standards & Professional Qualifications

Financial modelling is professionalising.



Full Stack Modeller is an Approved Training Provider of the FMI. As part of your membership you'll receive tuition and live support to prepare you for your FMI exams. We'll be with you every step of the way.



Much of the Full Stack financial modelling training is based on the FAST Standard (we do also explore the other major Standards). Our training will set you up to pass FAST's Level 1 certification should you choose to take it.



Our Full Stack Modeller training content is CPD accredited. You will therefore be able to count your Full Stack learning time towards CPD points.



Tuition & Enrollment

Full Stack Modeller is an entirely new kind of modelling training.

For what you pay elsewhere for a 2 day classroom course with one instructor you will receive:

- One year of Full Stack Modeller membership
- Access to our purpose-built community app
- All tuition and materials
- Regular modelling challenges and case studies
- FAST Standard & FMI Certification support
- Regular live events (several per month)
- Regular technology updates including live sessions and guidance from modelling tech providers

One year of Full Stack Modeller Membership



USD 1,950

Inclusive of VAT where applicable.

Discounts are also available for group membership bookings.

Membership can be paid in 12 monthly instalments of USD 195.

Instalment payments are subject to a 12 month contract.



**I had huge
expectations,
yet it's exceeded
every single
one of them.**

Chris, Australia

Find out more
Visit our FAQs page

[Read FAQs](#)

Or register your interest

[Register Now](#)



**Full
Stack
Modeller**